

Sliding System



MS28



MS28 offers a proper solution for all sliding door and window systems.

MS28 Uninsulated Sliding System





TECHNICAL PROPERTIES

Frame Depth	45,5 - 82 mm
Sash Depth	28 mm
Interlocking Depth	64,5 mm
Profile Wall Thickness	1,1 - 1,3 mm
Min. Glazing Thickness	4 mm
Max. Glazing Thickness	20 mm
Min. Sash Dimensions	600 x 1000 mm
Max. Sash Dimensions	1200 x 2200 mm
Max. Sash Weight	75 kg

PERFORMANCE VALUES

Air Permability	-
Water Tightness	-
Wind Resistance	-
Min. Thermal Insulation	-

APPLICATION OPTIONS

Sash Connection of 90°	
Sash Connection of 45°	
Sash With Glazing Bead	
Sash Without Glazing Bead	
Insect Screen Application	