

Sliding System



MS35T



MS35T The sliding system provides a spacious environment. Thanks to its superior carrying capacity, it provides comfort with fast moving sashes.

MS35T Thermo Sliding System





TECHNICAL PROPERTIES

Frame Depth	82 - 160 mm
Sash Depth	39 mm
Interlocking Depth	89 mm
Profile Wall Thickness	1,3 - 1,5 mm
Thermal Break	18 - 24 mm
Glazing Thickness	20 mm
Min. Sash Dimensions	800 x 1900 mm
Max. Sash Dimensions	1600 x 2800 mm
Max. Sash Weight	160 kg

PERFORMANCE VALUES

Air Permability	-
Water Tightness	-
Wind Resistance	-
Min. Thermal Insulation	Uf: 5,49 - 6,24 W/(m ² .K)

APPLICATION OPTIONS

Sash Connection of 90°	
Sash Connection of 45°	
Sash With Glazing Bead	
Sash Without Glazing Bead	
Insect Screen Application	